

# ICC-ES Report

## ESR-1058

ICC-ES | (800) 423-6587 | (562) 699-0543 | [www.icc-es.org](http://www.icc-es.org)

Reissued 03/2017  
This report is subject to renewal 03/2018

EVALUATION SUBJECT:

## LATICRETE 9235 WATERPROOFING MEMBRANE

**DIVISION:**

07 00 00—THERMAL AND MOISTURE

**SECTION:**

07 14 00—FLUID-APPLIED WATERPROOFING

**DIVISION:**

09 00 00—FINISHES

**SECTION:**

09 30 00—TILING

Report Holder:

**LATICRETE INTERNATIONAL, INC.**

1 LATICRETE PARK NORTH  
BETHANY, CT 06524



Look for the ICC-ES marks of Conformity!



# ICC-ES Evaluation Report

**ESR-1058**

Effective Date: March 2017

This report is subject to renewal in one year.

[www.icc-es.org](http://www.icc-es.org) | (800) 423-6587 | (562) 699-0543

A Subsidiary of the International Code Council®

**DIVISION: 07 00 00—THERMAL AND MOISTURE PROTECTION**

**Section: 07 14 00—Fluid-Applied Waterproofing**

**DIVISION: 09 00 00—FINISHES**

**Section: 09 30 00—Tiling**

**REPORT HOLDER:**

LATICRETE INTERNATIONAL, INC.  
1 LATICRETE PARK NORTH  
BETHANY, CONNECTICUT 06524  
[www.laticrete.com](http://www.laticrete.com)

**EVALUATION SUBJECT:**

**LATICRETE 9235 WATERPROOFING MEMBRANE**

## 1.0 EVALUATION SCOPE

**Compliance with the following codes:**

- 2015, 2012, 2009 and 2006 *International Residential Code*® (IRC)
- 2015, 2012, 2009 and 2006 *International Plumbing Code*® (IPC)
- 2015, 2012, 2009 and 2006 *Uniform Plumbing Code*® (UPC)\*
- BOCA® *National Building Code*/1999 (BNBC)
- 1997 *Standard Plumbing Code*® (SPC)

\**Uniform Plumbing Code* is a copyrighted publication of the International Association of Plumbing and Mechanical Officials

**Property Evaluated**

- Waterproofing
- Bonding Strength

## 2.0 USES

LATICRETE 9235 Waterproofing Membrane is a cold liquid-applied, fabric-reinforced waterproofing membrane that cures to a monolithic, elastomeric membrane for use on floors as a barrier to liquid-water migration in bonded, thin-set installations of ceramic tiles and dimension stone. The membranes are permitted to be used as shower subpan or lining materials in accordance with Section 411.7 of the UPC; as shower lining in accordance with Section 417.5.2 of the IPC and the SPC; and as lining materials in accordance with Section P2709.2 of the IRC.

## 3.0 DESCRIPTION

### 3.1 LATICRETE 9235 Liquid:

LATICRETE 9235 liquid is a ready-to-use, <sup>INI</sup>54-percent-solids, formulated, styrene butadiene, rubber-based latex, packaged in 6-gallon (22.7 L) pails. Shelf life is two years from the date of manufacture.

### 3.2 Fabric Reinforcement:

LATICRETE 9235 reinforcing fabric is a 2.4-ounce-per-square-yard (75.7 g/m<sup>2</sup>) fabric for use as a reinforcement in the LATICRETE 9235 Waterproofing Membrane. The fabric is provided in 300-square-foot (27.9 m<sup>2</sup>) rolls.

### 3.3 Reinforcing Tape:

LATICRETE 9235 reinforcing tape is a 2.4-ounce-per-square-yard (75.7 g/m<sup>2</sup>) fabric for use in preparing joints and cracks of the substrate before application of the LATICRETE 9235 Waterproofing Membrane. The tape is provided in 6-inch-wide-by-75-foot-long (152 mm by 22 860 mm) rolls.

### 3.4 Sealant:

LATICRETE Latasil Tile and Stone Sealant is a silicone sealant for use with penetrations that come in contact with the LATICRETE 9235 Waterproofing Membrane. The sealant is provided in 10.3-ounce (305 mL) cartridges.

## 4.0 INSTALLATION

### 4.1 Surface Preparation:

Concrete substrates must be clean and free of all oils, greases and other contaminants. Dry or dusty surfaces must be dampened and swept off. Maximum deviation in plane must not exceed 1/4 inch (6.4 mm) in 10 feet (3048 mm).

The membrane must dry a minimum of two hours before application of the membrane to the substrate. Bonding surfaces shall be flat, solid, dry and clean of any dust, oil, grease, frost, paint, curing agents or any other contaminant, prior to application of the membrane.

### 4.2 Membrane Application:

LATICRETE 9235 liquid is applied, with a roller or brush, to the substrate in three coats. The first coat is applied at a coverage rate of 1 gallon per 100 square feet (0.41 L/m<sup>2</sup>). While the surface is wet, the reinforcing fabric is embedded into the liquid. The fabric must be overlapped 2 inches (51 mm) at edges and ends. A second coat of liquid is then spread over the fabric at a coverage rate of 1 gallon per 100 square feet (0.41 L/m<sup>2</sup>). The membrane must dry a

minimum of two hours before application of the top coat. The top coat of LATICRETE 9235 liquid is applied at a rate of 0.5 gallon per 100 square feet (0.20 L/m<sup>2</sup>) and must be allowed to dry a minimum of 12 hours before application of ceramic tile or dimension stone. Approximate membrane thickness is 20 mils (0.51 mm). The membrane must not be exposed to direct sunlight for more than 28 days. Ceramic tile must comply with ANSI A137.1. See Figure 1 for typical installation details.

#### 4.3 Application over Joints:

The membrane shall not be installed over structural cracks with vertical movement, or cracks with greater than  $\frac{1}{8}$  inch (3 mm) horizontal movement. Cracks, cold joints, expansion joints and control joints are treated by application of a wet-coat thickness of 20-30 mils (0.5–0.8 mm) of liquid membrane, approximately 8 inches (200 mm) wide, over cracks and joints. Six-inch-wide (150 mm) reinforcing fabric is looped into the first coat of liquid. A second coat of liquid is applied to seal the reinforcing fabric.

#### 4.4 Application on Drains:

Drains shall have a clamping ring with open weep holes in accordance with ANSI A112.21.1. A square of reinforcing fabric, approximately 38 inches by 38 inches (965 mm by 965 mm), is cut. In the center of the reinforcing fabric, a hole the diameter of the drain throat is cut. LATICRETE 9235 Waterproofing Membrane liquid is applied around and over the bottom half of the drain clamping ring. Center the circular over the drain throat and embed the reinforcing fabric square in the LATICRETE 9235 Waterproofing Membrane liquid, encircling the drain. The fabric is then covered with a second coat of LATICRETE 9235 liquid. After the liquid dries, a bead of LATICRETE Latasil Tile and Stone Sealant is applied where the reinforcing fabric square cutout meets the drain throat. The top half of the drain clamping ring is then installed.

#### 4.5 Application on Penetrations:

Any gaps around pipes, lights or other penetrations are packed with a compressible backer rod and LATICRETE Latasil Tile and Stone Sealant. A coat of LATICRETE 9235 Waterproofing Membrane liquid is applied around the penetration opening. Six-inch-wide (150 mm) pieces of reinforcing fabric are embedded in the liquid. A second coat is then applied. After the liquid dries, flashing is sealed with LATICRETE Latasil Tile and Stone Sealant.

## 5.0 CONDITIONS OF USE

The LATICRETE 9235 Waterproofing Membrane described in this report complies with those codes listed in Section 1.0 of this report, subject to the following conditions:

- 5.1 Installation complies with this report, the manufacturer's published instructions and the applicable code(s).
- 5.2 Application is limited to ceramic tile and dimension stone installations on floors, and to use as shower sub-pans or lining.
- 5.3 Control joints greater than  $\frac{1}{8}$  inch (3 mm), structural cracks and expansion joints with vertical differential movement used with the LATICRETE 9235 Waterproofing Membrane are outside the scope of this report.
- 5.4 LATICRETE 9235 Waterproofing Membrane is manufactured by Laticrete, in Bethany, Connecticut under a quality control program with annual inspections by ICC-ES.

## 6.0 EVIDENCE SUBMITTED

- 6.1 Installation instructions.
- 6.2 Data in accordance with the ICC-ES Acceptance Criteria for Waterproof Membranes for Flooring and Shower Liners (AC115), dated June 2003 (editorially revised August 2013).
- 6.3 A quality control manual.

## 7.0 IDENTIFICATION

Each packaging box of liquid membrane, reinforcement fabric, sealant and reinforcement tape described in this report shall be identified by a stamp bearing the manufacturer's name (Laticrete International, Inc.), the product type and the evaluation report number (ESR-1058) or ICC-ES PMG listing mark.

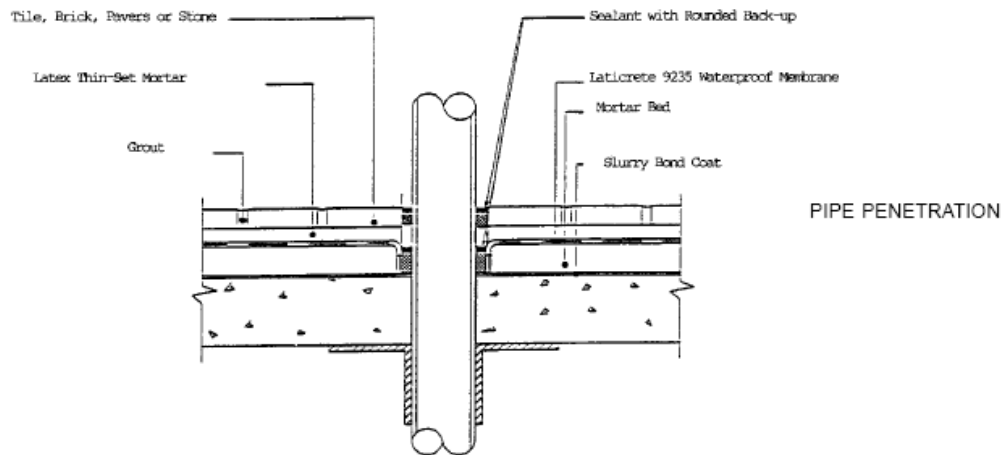
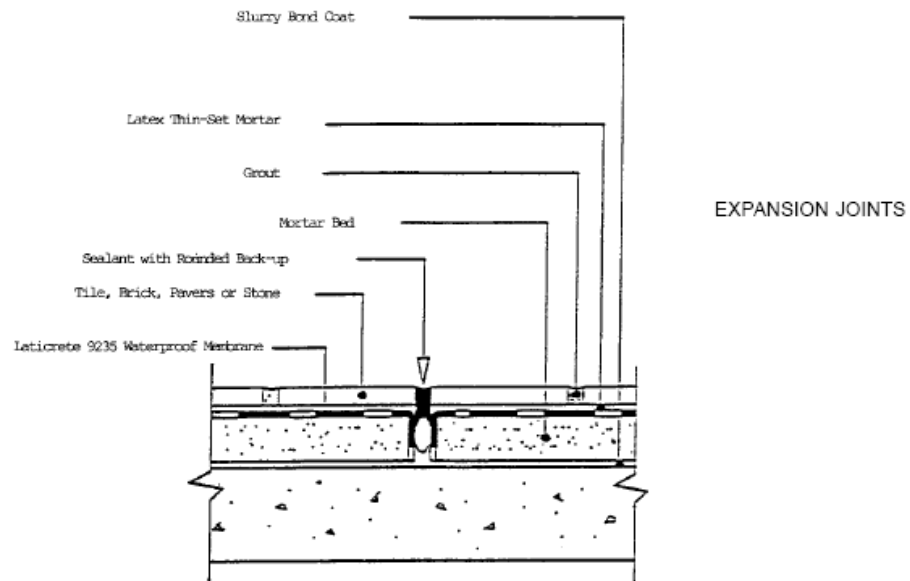
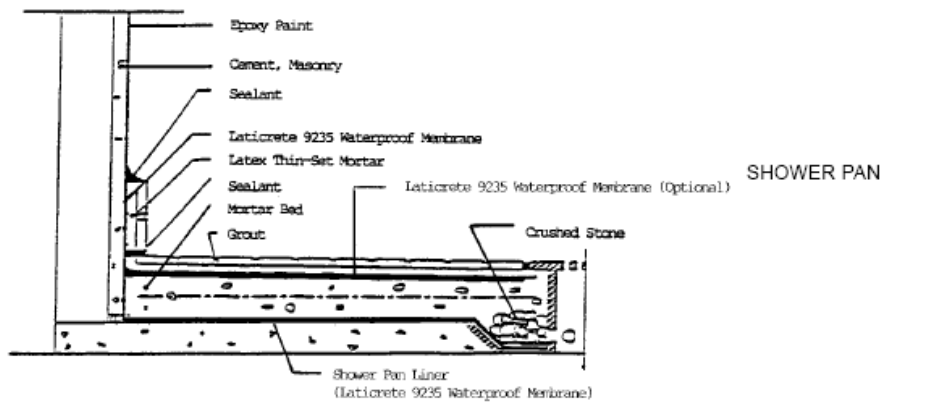


FIGURE 1—TYPICAL INSTALLATION DETAILS